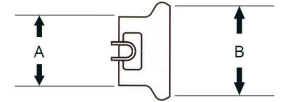


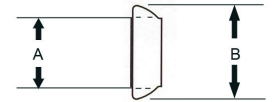
Kielich do przyspawania

NW	A	B
50	50	74,5
70	70	98,5
89	89	126,0
108	108	145,5
133	133	171,5
159	159	203,5
216	216	287,0



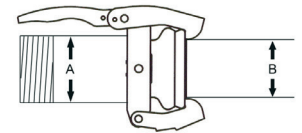
Złącze V do przyspawania

50	50	75,0
70	70	102,5
89	89	134,0
108	108	155,5
133	133	179,0
159	159	211,0
216	216	312,5



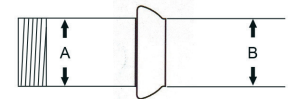
Złącze M z gwintem zewnętrznym

50 x 1 1/2"	48,3	74,5
50 x 2"	60,3	74,5
70 x 2 1/2"	76,1	98,5
89 x 2 1/2"	76,1	126,5
89 x 3"	88,9	126,5
108 x 4"	114,3	145,5
133 x 5"	139,7	171,5
159 x 6"	165,1	203,5



Złącze V z gwintem zewnętrznym

50 x 1 1/2"	48,3	50,0
50 x 2"	60,3	50,0
70 x 2 1/2"	76,1	70,0
89 x 2 1/2"	76,1	89,0
89 x 3"	88,9	89,0
108 x 4"	114,3	108,0
133 x 5"	139,7	133,0
159 x 6"	165,1	159,0



Uszczelka pierścieniowa

50	87,0	11,0
70	108,5	11,5
89	139,0	14,0
108	160,0	18,0
133	190,0	20,0
133	190,0	22,0
159	222,0	20,0
159	222,0	22,0
216	306,0	25,0

